

ALTERNATIVES



BURTON JAMES

PERFECTLY STYLISH - PERFECTLY COMFORTABLE PERFECTLY YOU

Offering an expansive range of custom fits, features, and finishes, it's easy to see why Burton James's ALTERNATIVES family of products remains one of our most popular. More than a mere collection of sofas, sectionals and seating, ALTERNATIVES delivers the ability for today's design professionals to create the spaces homeowners dream of.

With a history spanning three decades, Burton James has established a reputation as a hidden secret of the interior design trade. Drawing upon exacting specifications, our commitment to sustainability, and an accessible design aesthetic, the Burton James brand has come to define the true meaning of "Casual Elegance."





4" TRACK ARM
H: 24"



6" ENGLISH ARM
H: 26"



6" TRACK ARM
H: 24"



6" BENTLEY ARM
H: 24"



9" TRACK ARM
H: 24"



6" DORSET ARM
H: 24"



6" SPLIT TRACK
ARM
H: 26"



8" SOCK ARM
H: 26"



4.5" DECO ARM
H: 24"



6" GRAND ARM
H: 24"



ALL PIECES AVAILABLE IN 34", 36", 38" BACK HEIGHT & 36", 38", 40" DEPTH



T - FLOUNCE



UPHOLSTERED:
PLAIN



S - FLOUNCE



UPHOLSTERED:
BANDED



WOODEN BASE
ADDITIONAL CHARGE



SQUARE BOXED



KNIFE EDGE

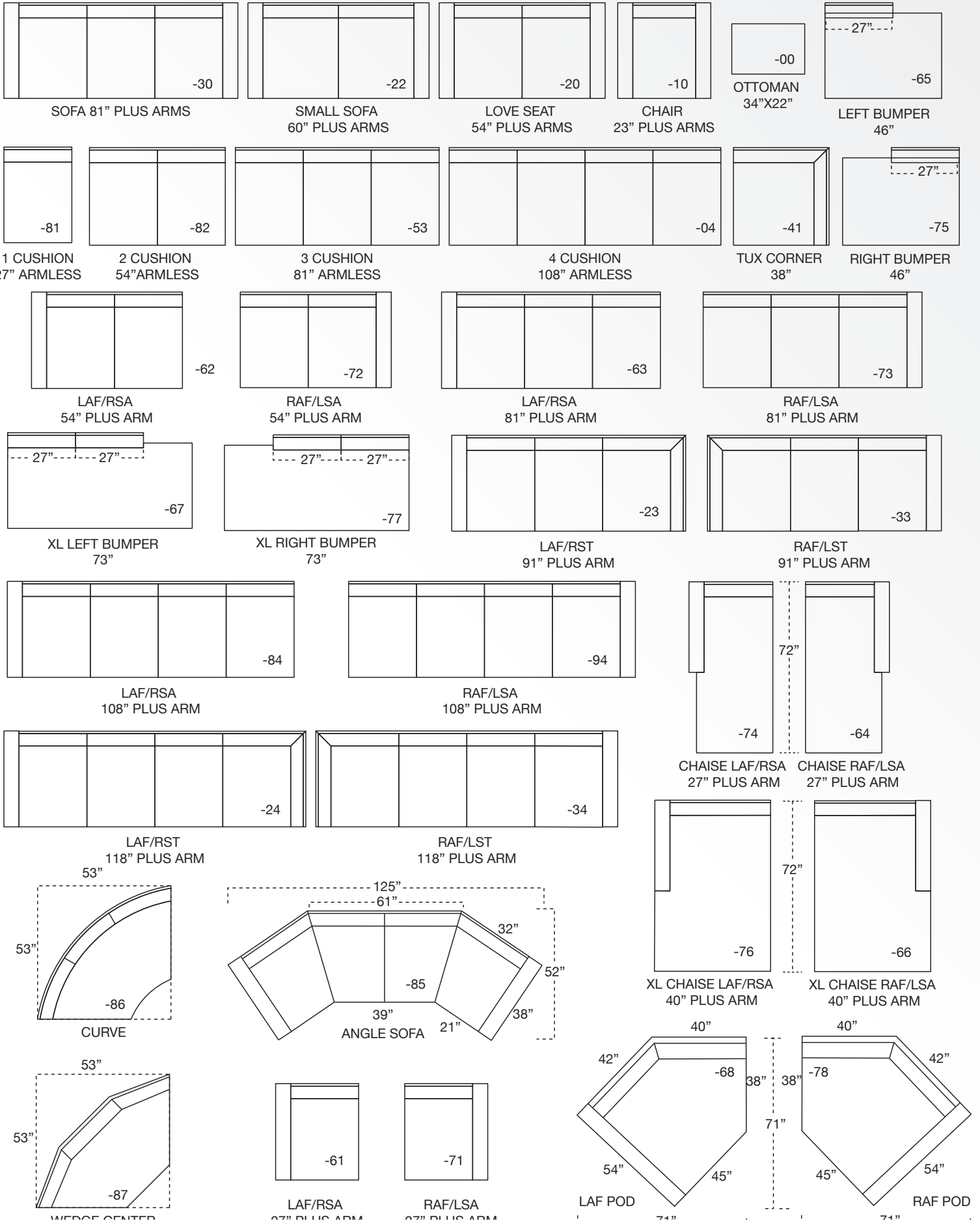


T - BOXED



TIGHT BOXED

AVAILABLE PIECES



WOOD FINISHES

STANDARD:




BLACK WALNUT



CARAMEL



CLOUD



CREAM



DRIFTWOOD



FRENCH WALNUT




MILK



NATURAL



OLD OAK



SANDALWOOD



SHADOW




UMBER

PREMIUM:



ASH



BLACK LACQUER




PEARL



PUTTY




SLATE



ZEBRA


NAILHEADS



BLACK PEARL




BRIGHT GOLD




BRONZE



FRENCH NATURAL



NATURAL

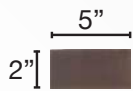


NICKEL




PEWTER

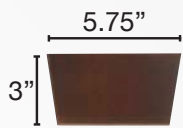
LEG OPTIONS




A



B



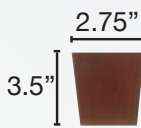
D



E



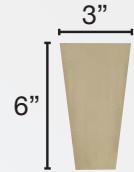
F



H



K



J



L

IMAGES ARE REPRESENTATIONS ONLY. FOR TRUE MATCH PLEASE REFER TO PHYSICAL SAMPLES

PREMIUM FINISHES, NAILHEADS, & ACRYLIC LEG(S) SUBJECT TO ADDITIONAL CHARGE

CUSHION OPTIONS



T - CUSHION



SQUARE CUSHION

SEAT CUSHION FILL

CLOUD 9 - STANDARD FILL - High density foam core, wrapped in 2 layers of polyester fiber for softness and bounce, encased in ticking for strength and durability. This is our most popular seat cushion.

LUXE AIRE - Premium polyurethane foam wrapped in polyester fiber and encased in ticking. This is a firm seat with minimum crown ensuring comfort and durability.

DOWN SUPREME (upcharge) - High density foam interior encased in a 100% cotton down proof ticking envelope, of 90% feather and 10% down.

SPRING DOWN (upcharge) - High density foam interior surrounding a spring system, encased in a 100% cotton down proof ticking envelope of 90% feather and 10% down.

BACK CUSHION FILL

BLEND DOWN - STANDARD FILL - 50% blown poly fiber, 45% feather, and 5% down channeled in a 100% cotton down proof ticking. This is our most popular back cushion.

REGALAIRE - Polyester fiber channeled inside a non-woven casing. This choice offers a firm back cushion that requires some fluffing.

DOWN SUPREME (upcharge) - 90% feather, 10% down channeled in a 100% cotton down proof ticking.

ADDITIONAL INFO

LEATHER FABRIC COMBOS: Add the leather price with the fabric price then divide by 2. For special leather details please call for quote

CONTRAST THROW PILLOW CHARGE: no charge for contrast throw pillows if within 3 groups of the body cloth. \$75 Each pillow for group 5-14, \$150 Each pillow for group 15-20

ADDING EXPOSED LEG TO FRAME: \$80 retail per leg

ADDING CASTERS TO FRAME: Hidden casters no charge. Decorative casters \$90 retail each

SWIVEL BASE: \$300 retail

NAIL HEADS: 7 colors 3 sizes, if standard on frames, no charge to change size. To add to a frame, see price list, page E.

To order cuttings, send email request along with return address to fabrics@burtonjames.com
For all quotes, send email to orders@burtonjames.com

BURTON JAMES

PHONE: (626) 961-7221 FAX: (626) 330-3624 WWW.BURTONJAMES.COM

ALTERNATIVES

SPECIAL ORDER CHECKLIST

DEPTH: ALT-36 = 36" ALT-38 = 38" ALT-40 = 40" OVERALL BACK HEIGHT: 34" 36" 38"

ARM OPTIONS



4" TRACK ARM
H: 24"



6" TRACK ARM
H: 24"



9" TRACK ARM
H: 24"



6" SPLIT TRACK
H: 26"



8" SOCK ARM
H: 26"



4.5" DECO ARM
H: 24"



6" GRAND ARM
H: 24"



6" ENGLISH ARM
H: 26"



6" BENTLEY ARM
H: 24"



6" DORSET ARM
H: 24"

BASE OPTIONS



T - FLOUNCE



S - FLOUNCE



UPHOLSTERED:
PLAIN



UPHOLSTERED:
BANDED



WOODEN BASE
ADDITIONAL CHARGE

BACK OPTIONS



SQUARE BOXED



T - BOXED



KNIFE EDGE



TIGHT BOXED

NAILHEADS

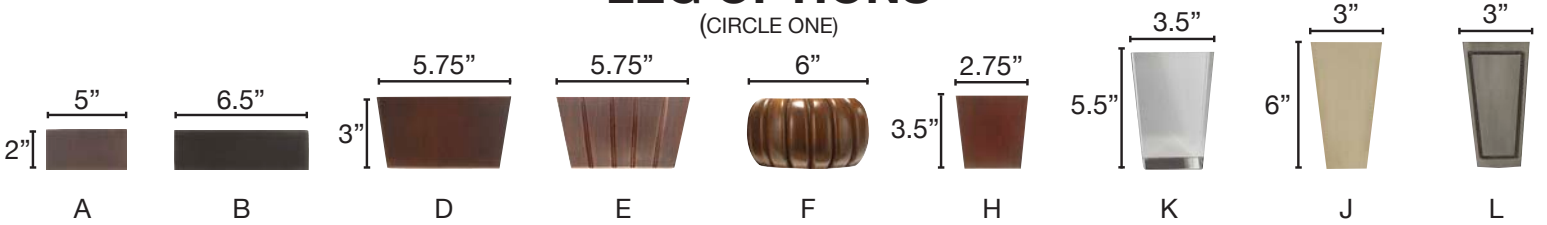
(CIRCLE ONE)



SIZE: SMALL - 7/16" MEDIUM - 5/8" LARGE - 1"

LEG OPTIONS

(CIRCLE ONE)



WOOD FINISH FOR LEGS: _____

PREMIUM FINISHES, NAILHEADS, & ACYLIC LEG(S) SUBJECT TO ADDITIONAL CHARGE

CUSHION OPTIONS



T - CUSHION



SQUARE CUSHION

SEAT FILL OPTIONS

- CLOUD 9 (STANDARD)
- DOWN SUPREME (ADDITIONAL CHARGE)
- SPRING DOWN (ADDITIONAL CHARGE)
- LUXE AIRE

BACK FILL OPTIONS

- BLEND DOWN (STANDARD)
- DOWN SUPREME (ADDITIONAL CHARGE)
- REGALAIRE

WELTING

- SIZE: STANDARD - 1/4" FINE - 1/8" LOCATION(S): SEAT/BACK CUSHIONS FRAME
- NO WELTS

NOTES
